

7 100m Individual Medley Men Final

Official

1 Final 10 and younger

Official

heat Started at: 06:05 PM (- 6 min)

Lane	Competitor	Age	Club	RT	PTS	Rank	Result
0	Tyler Horton	9	Com...	0.57			DSQ
1	Baxter Phel...	9	Com...	0.54		7	1:46.85 Entry: 1:41.89 +4.96
	25m: 22.49		50m: 50.09 (27.60)				
	75m: 1:22.92 (32.83)		100m: 1:46.85 (23.93)				
2	Felix Terry	9	Napi...			6	1:40.37 Entry: 1:40.56 -0.19
	25m: 20.34		50m: 46.52 (26.18)				
	75m: 1:17.80 (31.28)		100m: 1:40.37 (22.57)				
3	Harry McP...	10	Enter...	0.51		4	1:32.86 Entry: 1:33.17 -0.31
	25m: 17.65		50m: 42.86 (25.21)				
	75m: 1:12.88 (30.02)		100m: 1:32.86 (19.98)				
4	Nigel Simp...	9	Troja...	0.74		2	1:30.46 Entry: 1:27.61 +2.85
	25m: 17.88		50m: 40.56 (22.68)				
	75m: 1:09.65 (29.09)		100m: 1:30.46 (20.81)				
5	Flynn Dobson	10	Troja...			3	1:31.73 Entry: 1:30.99 +0.74
	25m: 19.62		50m: 43.20 (23.58)				
	75m: 1:11.88 (28.68)		100m: 1:31.73 (19.85)				
6	Elijah Gray	10	Enter...	0.54		5	1:35.01 Entry: 1:35.68 -0.67
	25m: 20.29		50m: 43.19 (22.90)				
	75m: 1:14.48 (31.29)		100m: 1:35.01 (20.53)				
7	Jack Rogers	10	Troja...	0.59		1	1:17.11 Entry: 1:41.73 -24.62
	25m: 21.79		50m: 1:42.52 (1:20.73)				
	75m: 1:17.11		100m:				
8	Zac Bird	10	Here...	0.71		8	1:50.20 Entry: 1:50.11 +0.09
	25m: 23.47		50m: 49.51 (26.04)				
	75m: 1:25.14 (35.63)		100m: 1:50.20 (25.06)				

2 Final 11 years

Official

heat Started at: 06:08 PM (- 6 min)

Lane	Competitor	Age	Club	RT	PTS	Rank	Result
0	Maximus G...	11	Napi...	0.62		10	1:45.73 Entry: 1:46.03 -0.30
	25m: 23.54		50m: 49.01 (25.47)				
	75m: 1:21.31 (32.30)		100m: 1:45.73 (24.42)				
1	Lucas Ever...	11	Troja...	0.49		7	1:38.92 Entry: 1:38.60 +0.32

	25m: 22.82 75m: 1:15.19 (27.26)	50m: 47.93 (25.11) 100m: 1:38.92 (23.73)				
2	Wiremu Ge...	11	Troja...		5	1:32.08 Entry: 1:33.80 -1.72
	25m: 17.77 75m: 1:10.50 (29.12)	50m: 41.38 (23.61) 100m: 1:32.08 (21.58)				
3	Xavier Boo...	11	Enter... 0.50		3	1:27.28 Entry: 1:28.35 -1.07
	25m: 17.60 75m: 1:08.00 (27.43)	50m: 40.57 (22.97) 100m: 1:27.28 (19.28)				
4	Chao Wang	11	Porir... 0.72		1	1:18.01 Entry: 1:17.56 +0.45
	25m: 15.33 75m: 1:00.24 (23.69)	50m: 36.55 (21.22) 100m: 1:18.01 (17.77)				
5	Oscar Kava...	11	Gree...		2	1:27.23 Entry: 1:27.26 -0.03
	25m: 17.44 75m: 1:06.61 (26.65)	50m: 39.96 (22.52) 100m: 1:27.23 (20.62)				
6	Joseph Co...	11	Troja... 0.47		4	1:31.70 Entry: 1:30.91 +0.79
	25m: 17.88 75m: 1:12.25 (29.85)	50m: 42.40 (24.52) 100m: 1:31.70 (19.45)				
7	Jaxon Kirk-...	11	Here...		6	1:36.17 Entry: 1:34.89 +1.28
	25m: 19.15 75m: 1:14.73 (31.58)	50m: 43.15 (24.00) 100m: 1:36.17 (21.44)				
8	Ben Torrens	11	Napi... 0.51		9	1:41.97 Entry: 1:42.17 -0.20
	25m: 20.78 75m: 1:19.51 (32.70)	50m: 46.81 (26.03) 100m: 1:41.97 (22.46)				
9	Fredrik Tiet...	11	Enter...		8	1:41.77 Entry: 1:51.29 -9.52
	25m: 22.50 75m: 1:20.02 (35.84)	50m: 44.18 (21.68) 100m: 1:41.77 (21.75)				

3 Final 12 years

Official


heat



Started at: 06:10 PM (- 6 min)



Lane	Competitor	Age	Club	RT	PTS	Rank	Result
0	Tyler Sheld...	12	Enter... 0.55		7	1:29.71 Entry: 1:29.75 -0.04	
	25m: 17.56 75m: 1:08.97 (30.25)	50m: 38.72 (21.16) 100m: 1:29.71 (20.74)					
1	Levi McEntee	12	Here... 0.48		8	1:31.90 Entry: 1:28.51 +3.39	
	25m: 18.73 75m: 1:10.18 (26.95)	50m: 43.23 (24.50) 100m: 1:31.90 (21.72)					
2	George Mc...	12	Here... 0.60		6	1:27.32 Entry: 1:24.91 +2.41	
	25m: 17.90 75m: 1:06.18 (25.47)	50m: 40.71 (22.81) 100m: 1:27.32 (21.14)					
3	Carlos Baut...	12	Cent... 0.65		3	1:17.41 Entry: 1:18.96 -1.55	



25m: 15.47 50m: 36.73 (21.26)
75m: 59.29 (22.56) 100m: 1:17.41 (18.12)



4  Emmett Roux 12  Gree... 0.32 **DSQ**

5  Arthur Betty 12  Here... 0.61 **2** 1:17.03
Entry: 1:17.74 -0.71
25m: 15.27 50m: 35.62 (20.35)
75m: 59.84 (24.22) 100m: 1:17.03 (17.19)

6  Charlie Mc... 12  Cent... 0.71 **5** 1:21.77
Entry: 1:22.39 -0.62
25m: 16.40 50m: 36.08 (19.68)
75m: 1:03.14 (27.06) 100m: 1:21.77 (18.63)

7  Fletcher Re... 12  Pirat... 0.51 **4** 1:21.46
Entry: 1:25.26 -3.80
25m: 16.99 50m: 36.63 (19.64)
75m: 1:02.66 (26.03) 100m: 1:21.46 (18.80)













8  William Kilp... 12  Troja... 0.58 **1** 1:13.68
Entry: 1:29.45 -15.77
25m: 23.28 50m: 1:33.33 (1:10.05)
75m: 1:13.68 100m:

9  Breyen Rae 12  Here... **9** 1:34.11
Entry: 1:33.50 +0.61
25m: 18.00 50m: 42.60 (24.60)
75m: 1:13.19 (30.59) 100m: 1:34.11 (20.92)

4 Final 13 years

heat Started at: 06:13 PM (- 6 min)

Official

Lane	Competitor	Age	Club	RT	PTS	Rank	Result
0	 Luke Wright	13	 Com...	0.69		8	1:24.50 Entry: 1:24.85 -0.35 25m: 17.16 50m: 38.64 (21.48) 75m: 1:05.61 (26.97) 100m: 1:24.50 (18.89)
1	 TeOranga ...	13	 Com...	0.46		5	1:20.89 Entry: 1:22.42 -1.53 25m: 15.93 50m: 37.40 (21.47) 75m: 1:02.31 (24.91) 100m: 1:20.89 (18.58)
2	 Nash Hutton	13	 Troja...	0.60		7	1:21.36 Entry: 1:20.79 +0.57 25m: 17.57 50m: 37.12 (19.55) 75m: 1:02.23 (25.11) 100m: 1:21.36 (19.13)
3	 Jakob Alex...	13	 Enter...	0.51		3	1:12.50 Entry: 1:14.12 -1.62 25m: 15.20 50m: 33.18 (17.98) 75m: 55.70 (22.52) 100m: 1:12.50 (16.80)
4	 Aiden Carlisle	13	 Napi...	0.70		1	1:07.73 Entry: 1:09.49 -1.76 25m: 13.48 50m: 30.93 (17.45) 75m: 51.01 (20.08) 100m: 1:07.73 (16.72)
5	 Owen Booker	13	 Here...	0.65		2	1:11.72 Entry: 1:11.38 +0.34 25m: 14.28 50m: 32.80 (18.52) 75m: 54.34 (21.54) 100m: 1:11.72 (17.38)

6	Alex Stuttle	13	Here...	0.80	4	1:18.36	Entry: 1:16.07 +2.29
	25m: 16.03		50m: 35.63 (19.60)				
	75m: 58.76 (23.13)		100m: 1:18.36 (19.60)				
7	Jc van Wyk	13	Enter...	0.32	6	1:20.98	Entry: 1:21.37 -0.39
	25m: 16.72		50m: 36.72 (20.00)				
	75m: 1:02.87 (26.15)		100m: 1:20.98 (18.11)				
8	Connor Ha...	13	Napi...	0.70	9	1:25.65	Entry: 1:23.23 +2.42
	25m: 18.45		50m: 40.91 (22.46)				
	75m: 1:04.55 (23.64)		100m: 1:25.65 (21.10)				
9	Couper Reid	13	Enter...	0.61	10	1:28.34	Entry: 1:28.13 +0.21
	25m: 17.79		50m: 40.04 (22.25)				
	75m: 1:09.23 (29.19)		100m: 1:28.34 (19.11)				

5 heat		Final 14 years			Official		
Started at: 06:15 PM (- 6 min)							
Lane	Competitor	Age	Club	RT	PTS	Rank	Result
0	Reilly Kend...	14	Here...	0.65		8	1:18.36 Entry: 1:18.41 -0.05
	25m: 15.60		50m: 34.98 (19.38)				
	75m: 59.89 (24.91)		100m: 1:18.36 (18.47)				
1	Cooper Burns	14	Gree...	0.75		7	1:17.40 Entry: 1:16.20 +1.20
	25m: 15.81		50m: 35.18 (19.37)				
	75m: 1:00.53 (25.35)		100m: 1:17.40 (16.87)				
2	Archie Cole	14	Here...	0.69		6	1:13.40 Entry: 1:13.04 +0.36
	25m: 14.53		50m: 32.35 (17.82)				
	75m: 55.96 (23.61)		100m: 1:13.40 (17.44)				
3	Kaeto Sasa...	14	Enter...	0.60		3	1:06.96 Entry: 1:07.61 -0.65
	25m: 13.76		50m: 31.02 (17.26)				
	75m: 51.36 (20.34)		100m: 1:06.96 (15.60)				
4	Kyle Setford	14	Here...	0.71		1	1:06.30 Entry: 1:06.30
	25m: 13.20		50m: 29.66 (16.46)				
	75m: 50.53 (20.87)		100m: 1:06.30 (15.77)				
5	Braden Turei	14	Here...	0.68		2	1:06.49 Entry: 1:06.42 +0.07
	25m: 13.83		50m: 31.89 (18.06)				
	75m: 51.02 (19.13)		100m: 1:06.49 (15.47)				
6	Tarandeep ...	14	Napi...	4.08		4	1:11.12 Entry: 1:09.99 +1.13
	25m: 15.38		50m: 34.13 (18.75)				
	75m: 54.24 (20.11)		100m: 1:11.12 (16.88)				
7	Makauri Ha...	14	Com...	0.63		5	1:11.38 Entry: 1:13.45 -2.07
	25m: 14.23		50m: 32.23 (18.00)				
	75m: 54.59 (22.36)		100m: 1:11.38 (16.79)				

8	Thomas Bir...	14	Here...				DNS
9	Mahanga C...	14	Enter...	0.66		9	1:25.35 Entry: 1:23.59 +1.76
	25m: 16.82		50m: 36.88 (20.06)				
	75m: 1:04.86 (27.98)		100m: 1:25.35 (20.49)				

6 heat		Final 15 years						Official
Started at: 06:17 PM (- 6 min)								
Lane	Competitor	Age	Club	RT	PTS	Rank	Result	
0	Elijah Wright	15	Com...	0.55		9	1:14.82 Entry: 1:14.89 -0.07	
	25m: 15.13		50m: 33.97 (18.84)					
	75m: 57.43 (23.46)		100m: 1:14.82 (17.39)					
1	Ollie Fritchley	15	Here...	0.70		8	1:11.83 Entry: 1:11.53 +0.30	
	25m: 13.40		50m: 31.70 (18.30)					
	75m: 55.21 (23.51)		100m: 1:11.83 (16.62)					
2	Bartly Trotter	15	Troja...	0.54		7	1:11.01 Entry: 1:06.81 +4.20	
	25m: 13.79		50m: 31.46 (17.67)					
	75m: 54.37 (22.91)		100m: 1:11.01 (16.64)					
3	Aidan Hyde...	15	Napi...	0.70		4	1:06.01 Entry: 1:05.60 +0.41	
	25m: 13.30		50m: 30.03 (16.73)					
	75m: 49.89 (19.86)		100m: 1:06.01 (16.12)					
4	Declan Bro...	15	Pirat...	0.65		1	59.91 Entry: 59.45 +0.46	
	25m: 12.47		50m: 28.46 (15.99)					
	75m: 45.22 (16.76)		100m: 59.91 (14.69)					
5	Jack McPhail	15	Tawa...	0.61		2	1:01.92 Entry: 1:02.58 -0.66	
	25m: 12.63		50m: 28.28 (15.65)					
	75m: 46.99 (18.71)		100m: 1:01.92 (14.93)					
6	Justin Wang	15	Porir...	0.74		3	1:05.24 Entry: 1:06.05 -0.81	
	25m: 13.33		50m: 29.82 (16.49)					
	75m: 49.28 (19.46)		100m: 1:05.24 (15.96)					
7	Cole Alexa...	15	Enter...	0.61		5	1:08.75 Entry: 1:09.37 -0.62	
	25m: 14.52		50m: 31.92 (17.40)					
	75m: 52.09 (20.17)		100m: 1:08.75 (16.66)					
8	Henry Rob...	15	Pirat...	0.70		6	1:10.43 Entry: 1:12.39 -1.96	
	25m: 14.64		50m: 32.64 (18.00)					
	75m: 54.44 (21.80)		100m: 1:10.43 (15.99)					
9	Joshua Gray	15	Enter...	0.69		10	1:21.38 Entry: 1:20.89 +0.49	
	25m: 15.41		50m: 37.31 (21.90)					
	75m: 1:03.19 (25.88)		100m: 1:21.38 (18.19)					





















7

Final 16 and older

Official

heat

Started at: 06:19 PM (- 5 min)

Lane	Competitor	Age	Club	RT	PTS	Rank	Result
0	 Jake Burke...	16	 Napi...	0.65		8	1:09.85 Entry: 1:09.66 +0.19 25m: 13.50 50m: 30.40 (16.90) 75m: 53.16 (22.76) 100m: 1:09.85 (16.69)
1	 Mako Fuku...	16	 Com...	0.64		7	1:09.78 Entry: 1:08.90 +0.88 25m: 13.26 50m: 31.60 (18.34) 75m: 53.57 (21.97) 100m: 1:09.78 (16.21)
2	 Sam Skidm...	16	 Troja...	0.68		4	1:02.87 Entry: 1:04.90 -2.03 25m: 12.02 50m: 27.51 (15.49) 75m: 48.30 (20.79) 100m: 1:02.87 (14.57)
3	 Ewan O'Co...	16	 Pirat...	0.67		3	1:02.81 Entry: 1:04.37 -1.56 25m: 13.11 50m: 29.38 (16.27) 75m: 47.63 (18.25) 100m: 1:02.81 (15.18)
4	 Lucas Perc...	18	 Cent...	0.67		2	1:00.57 Entry: 1:00.24 +0.33 25m: 12.08 50m: 27.11 (15.03) 75m: 45.65 (18.54) 100m: 1:00.57 (14.92)
5	 Ionatana B...	17	 Pirat...	0.67		1	1:00.45 Entry: 1:00.69 -0.24 25m: 12.44 50m: 27.93 (15.49) 75m: 45.89 (17.96) 100m: 1:00.45 (14.56)
6	 Jacob Dou...	18	 Kiwi ...	0.65		5	1:04.98 Entry: 1:04.84 +0.14 25m: 13.35 50m: 30.28 (16.93) 75m: 49.41 (19.13) 100m: 1:04.98 (15.57)
7	 TeMaumah...	16	 Com...	0.63		6	1:07.99 Entry: 1:06.76 +1.23 25m: 13.44 50m: 29.89 (16.45) 75m: 51.27 (21.38) 100m: 1:07.99 (16.72)
8	 Calvin Bray...	17	 Com...	0.67		10	1:13.82 Entry: 1:13.89 -0.07 25m: 14.53 50m: 34.36 (19.83) 75m: 57.12 (22.76) 100m: 1:13.82 (16.70)
9	 John Mana...	16	 Cent...	0.57		9	1:10.15 Entry: 1:10.36 -0.21 25m: 13.94 50m: 32.02 (18.08) 75m: 53.57 (21.55) 100m: 1:10.15 (16.58)